

thriving individual bustling



flourish in Shrewsbury

Shrewsbury is the affluent, busy, county town of Shropshire, 47 miles north west of Birmingham and 41 miles south of Chester.

Shrewsbury serves as a cultural and commercial centre for much of Shropshire and a large area of mid-Wales. It has an estimated primary retail catchment population of approximately 414,000 who are heavily weighted to the ACORN profile Wealthy Achievers. The resident spend on clothing and footwear is £333 million.

The 3 shopping centres, Darwin, Pride Hill and Riverside, have over 120 retail units with a combined area approaching 500,000 sq ft. The Darwin and Pride Hill centres have frontages onto the prime retail pitch of Pride Hill.

The centres have a strong mix of major high street brands as well as smaller independent boutiques which add to the vibrancy of the retail mix and meet the needs of Shrewsbury's diverse shoppers. The food choices across the 3 centres is extensive, making it easy to spend the day here, shopping, meeting friends and experiencing the best that Shrewsbury has to offer.



Shrewsbury

The medieval town of Shrewsbury features over 600 historic half-timbered buildings as well as Shrewsbury Castle and Shrewsbury Abbey. The River Severn winds its way through the town allowing for peaceful riverside walks.



culture

Shrewsbury is a busy tourist centre with a dynamic calendar of events running each year, attracting over 2.5 million visitors*. The annual Shrewsbury Flower Show attracts 70,000 visitors to the town every August. Other events include the annual Folk Festival, Dragon Boat Racing, International Street Theatre Festival, the Summer Season and the Regatta. It was the home of Charles Darwin with many attractions and events dedicated to his life and work.

*Source: Shrewsbury County Council

well connected

The A5 connects the town north west to Oswestry and east towards Telford, where it joins the M54 and the national motorway network. Buses run regularly within the town centre and to surrounding areas and there are successful Park and Ride schemes at Meole Brace, Harlescott and Oxon and a fourth scheme is under discussion.

Shrewsbury has plenty of car parking with Darwin, Pride Hill and Riverside being best served by the largest car park at Raven Meadows (920 spaces) which links into the 3 schemes. A footbridge from any of the Frankwell car parks provides access to the Riverside and Pride Hill centres.

There is direct access via escalators from the bus station to the lower level of the Darwin shopping centre.

The train station is within walking distance of the centres and is served by trains from London Euston, Birmingham, Manchester, Liverpool, Oxford, Cardiff and Bristol.

Shrewsbury has an excellent network of on-road and traffic-free cycle routes and was awarded Cycling Town status by Cycling England in 2008.



EVANS

WOLLIS

THE BODY SHOP

hmv

WHSmith

TKMAXX

Clarks

MOTHERCARE

DOROTHY PERKINS

DARWIN

PRIDE HILL

RIVERSIDE

retailing in Shrewsbury

For more information or a site visit please contact:

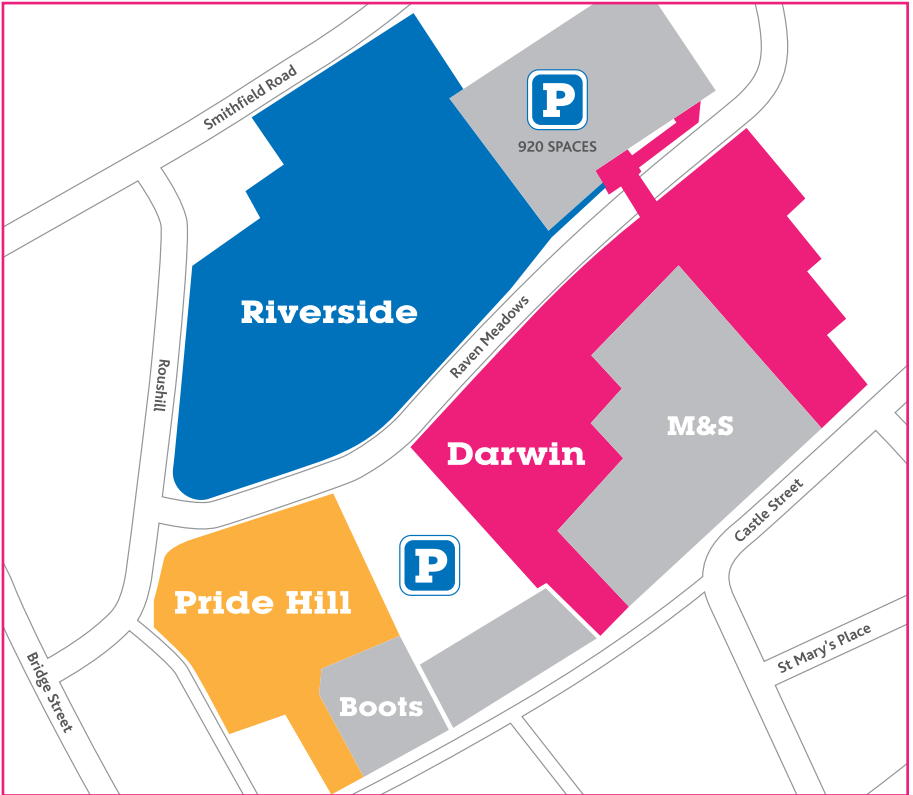


Richard Wassell
Sue Harrison



020 7399 5555

David Charlton
Roger Kemp



Whilst every effort has been made to ensure accuracy, no responsibility is taken for any error, omission or misstatement. These particulars do not constitute an offer or contract. No representation or warranty whatever is made or given either during negotiations or in particulars by the vendor, lessor or the agent. All figures are exclusive of rates, service charge, VAT and all other outgoings. September 2010.

Produced by BWPgroup www.bwpgroup.com



Shrewsbury Shopping

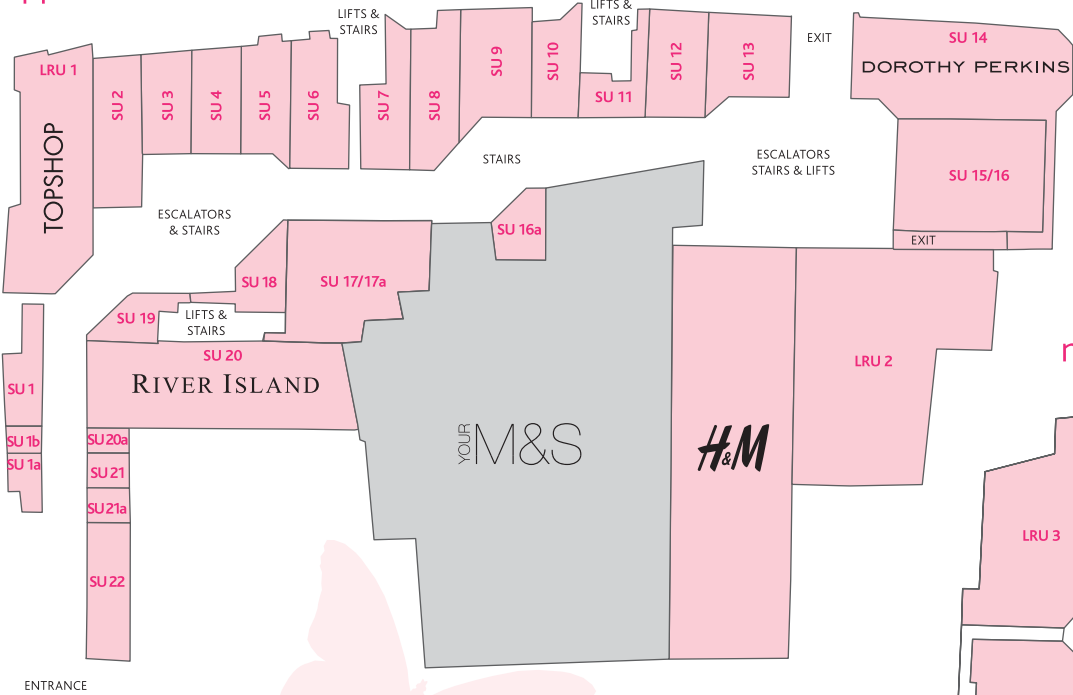
DARWIN PRIDE HILL RIVERSIDE

the Darwin shopping centre

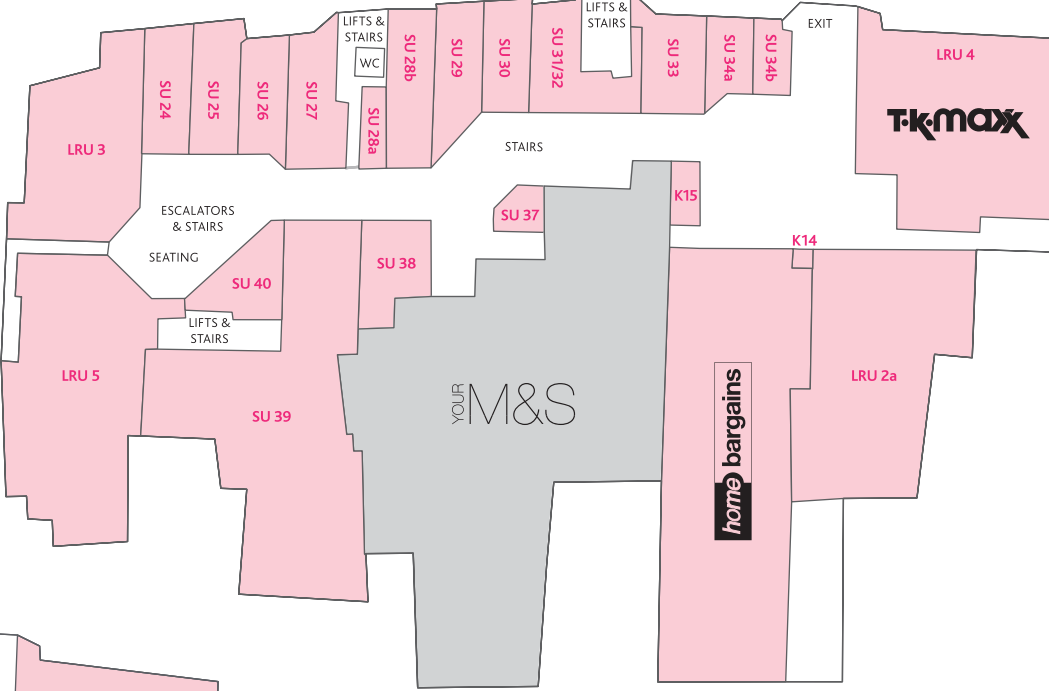
The Darwin shopping centre is the largest of the 3 centres with 70 retail units over 3 levels.

M&S links into the middle and upper trading levels with the lower level connecting with the 920 space car park. H&M has now opened a 22,000 sq ft store and other tenants include Topshop, River Island and TK Maxx which also links into the middle and upper floors.

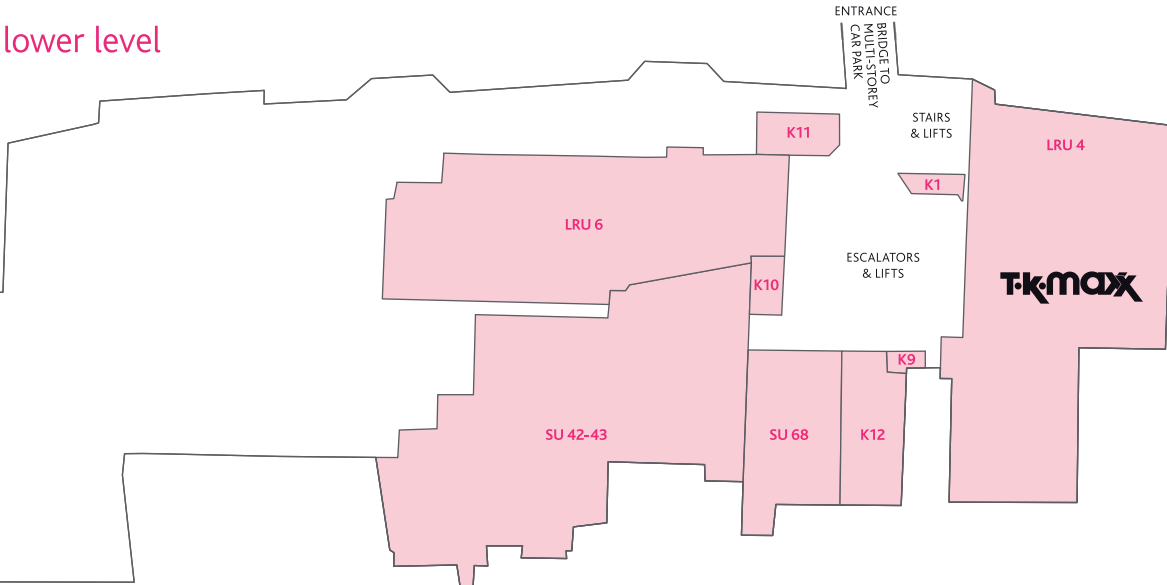
upper level



middle level

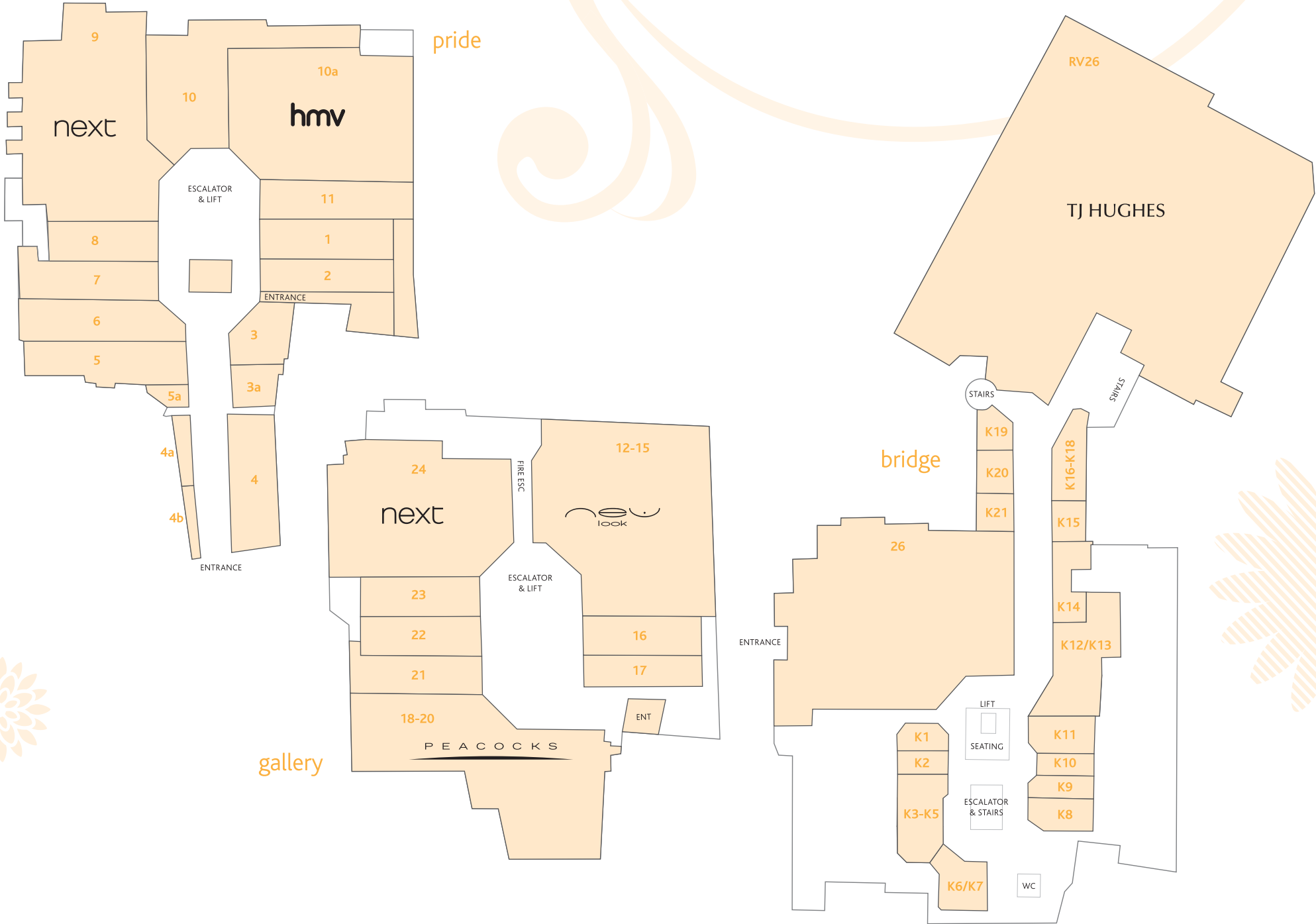


lower level



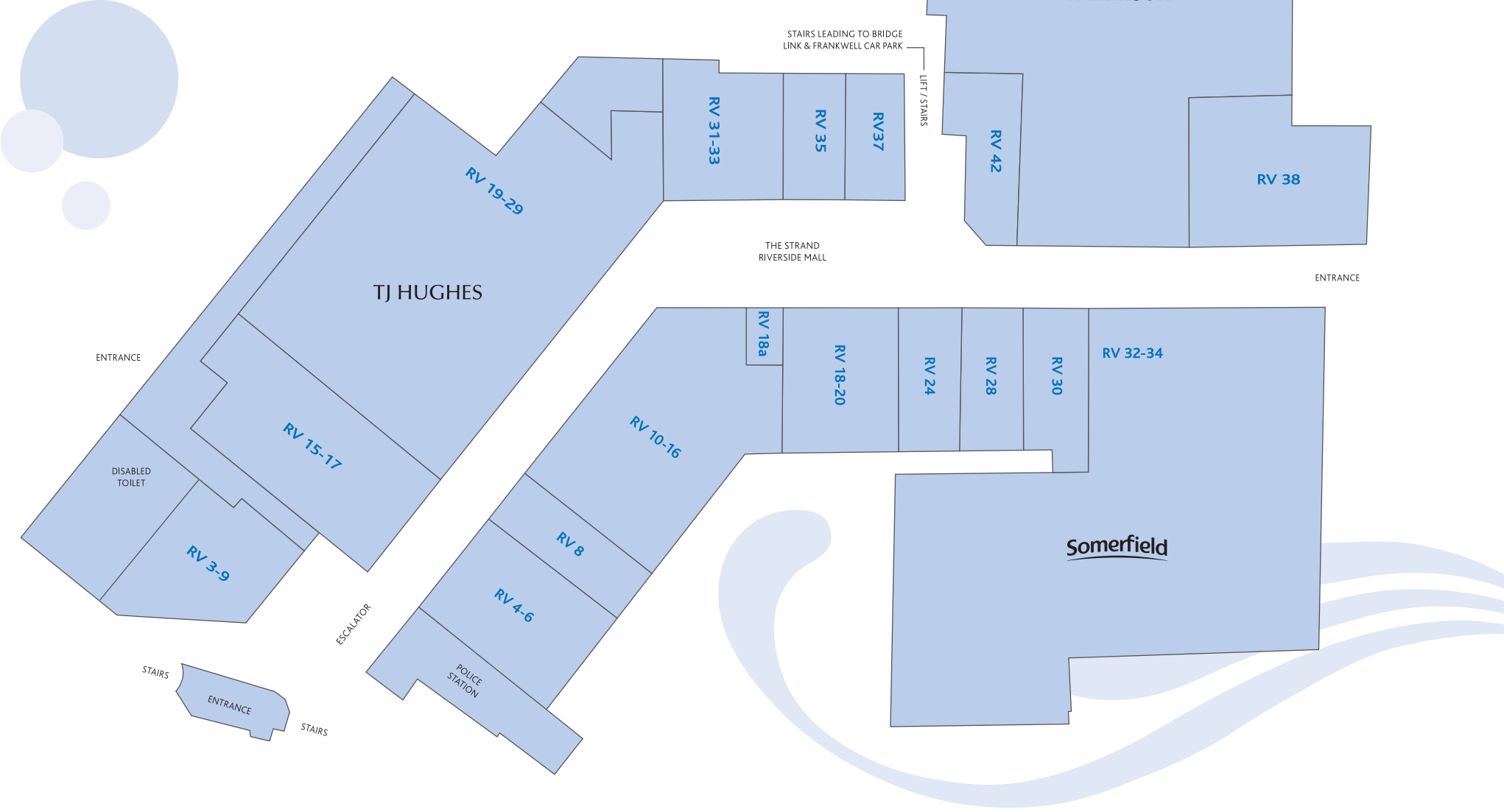
the Pride Hill shopping centre

Pride Hill shopping centre links the main shopping street of Pride Hill to the Riverside centre and the Raven Meadows car park (920 spaces).



the Riverside shopping centre

Riverside was the first shopping centre built in Shrewsbury and has well established retailers including Wilkinson, TJ Hughes and Somerfield.



For more information or a site visit please contact:



Richard Wassell
Sue Harrison



020 7399 5555

David Charlton
Roger Kemp



Whilst every effort has been made to ensure accuracy, no responsibility is taken for any error, omission or misstatement. These particulars do not constitute an offer or contract. No representation or warranty whatever is made or given either during negotiations or in particulars by the vendor, lessor or the agent. All figures are exclusive of rates, service charge, VAT and all other outgoings. September 2010.



Produced by BWPgroup www.bwpgroup.com



WAREHOUSE

La SENZA